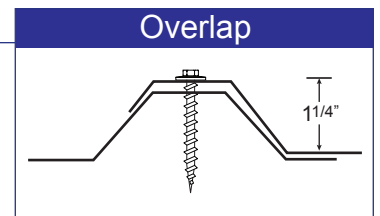
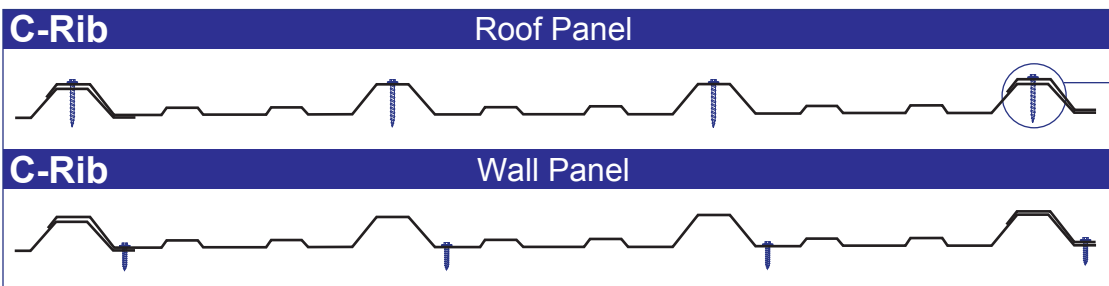
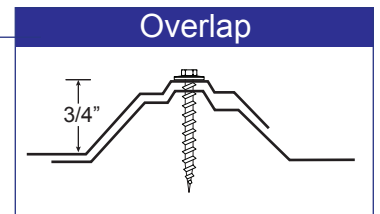
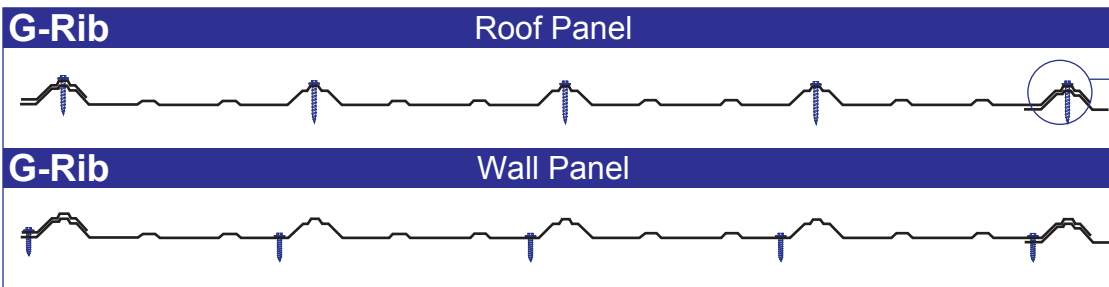
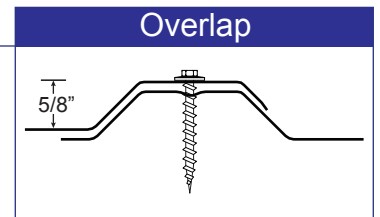
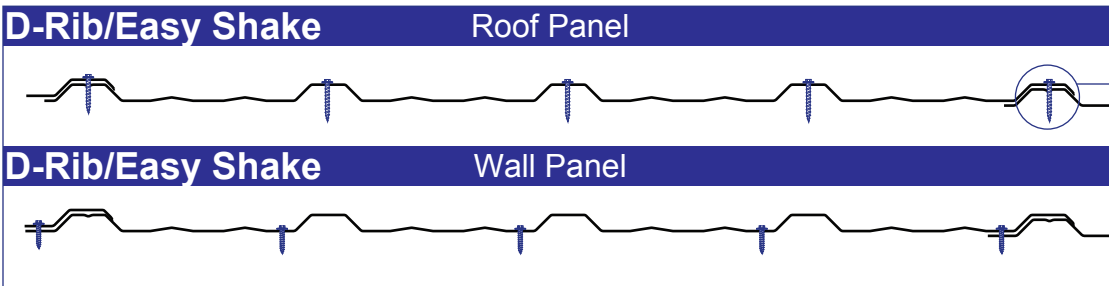
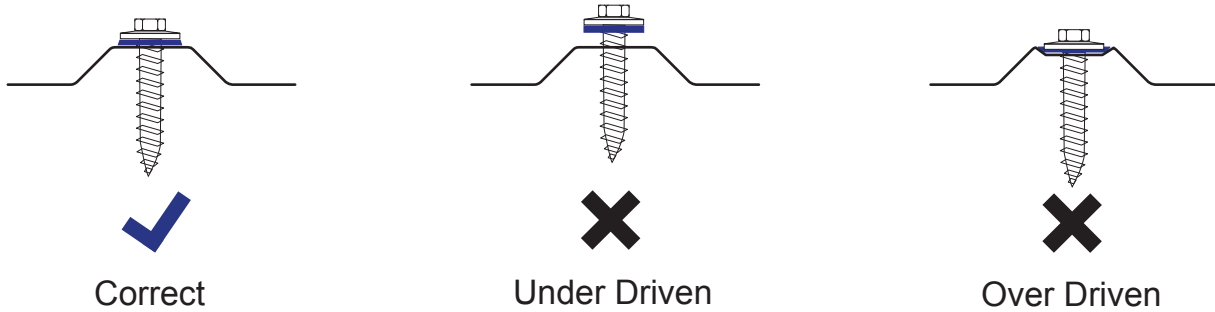


# FASTENER PATTERN

For best results pre-punch all your fastener holes with an awl, **NOT A DRILL**. When using a drill to pre-punch the fastener holes you run the risk of allowing hot shavings to stick to the panel, which could lead to rusting. Use 2 inch metal to wood fasteners when installing roof panels and 1 inch metal to wood fasteners when installing wall panels (use 2 1/2" for Easy Shake ). Drive the fastener through until the washer is securely against the metal. Do not over drive the fastener, it will create an indent which could lead to a collection of water or a leak.



73000 Airport Line  
R.R #2, Box 137  
Hensall, Ontario  
N0M 1X0

Fax: (519) 263-3108  
Phone: (519)-263-3107  
Toll Free: 1-888-763-7779  
www.easybuildingproducts.ca